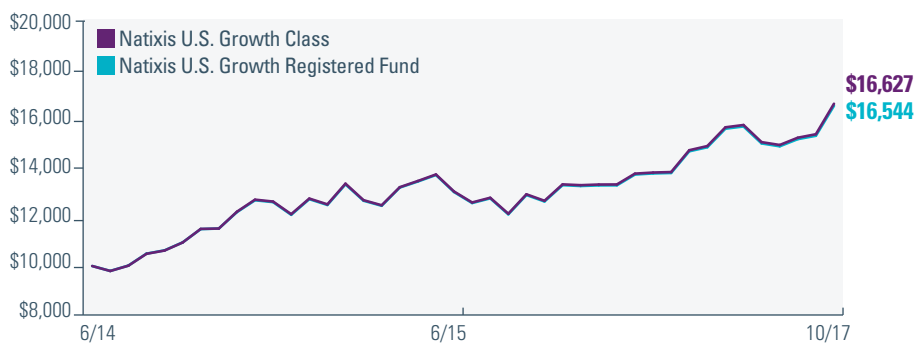


FUND SNAPSHOT

Natixis U.S. Growth Funds

OCTOBER 2017
FUND HIGHLIGHTS

- A diversified U.S. equity portfolio with a disciplined investment process that blends the best of quantitative and fundamental investing
- Designed to capture growth opportunities and exploit market anomalies caused by irrational investor behaviour
- Invests at least 80% of its assets in equity investments of large and mid-cap companies
- Seeks companies that exhibit attractive valuations, high quality and strong momentum

GROWTH OF \$10,000^{2,3}

CALENDAR YEAR RETURNS (%)^{2,3}


COMPOUND RETURNS ^{2,3}	Class %	Reg %
1 Month	8.1	8.0
3 Months	11.3	11.1
6 Months	6.1	6.0
Year to Date	20.3	20.0
1 Year	24.7	24.4
3 Years Annualized	14.9	14.7
5 Years Annualized	-	-
10 Years Annualized	-	-
Since Inception (annualized if > 1 yr)	16.1	16.0

RISK MEASURES	3 Years	5 Years	10 Years
Alpha	-3.38	-	-
Beta	1.03	-	-
R-Squared	97.08	-	-
Sharpe Ratio	1.09	-	-
Standard Deviation	13.09	-	-

ABOUT THE FUND
Investment Objective

Long-term capital growth.

Benchmark Index

Russell 1000 Growth Index

Inception Date	06/09/2014
Fund Size	\$12,926,776
Management Fee ¹ – A / F	2.00% / 1.00%
MER ¹ – A / F	2.34% / 1.29%

FUND CODES

Series	Registered
Series A	NXG5401
Series H	NXG5403
Series F	NXG5408
Series HF	NXG5409

Series	Dividend	Return of Capital
Series A	NXG5591	NXG5581
Series H	NXG5593	NXG5583
Series F	NXG5598	NXG5588
Series HF	NXG5599	NXG5589

Series	Compound Growth
Series A	NXG5541
Series H	NXG5543
Series F	NXG5548
Series HF	NXG5549

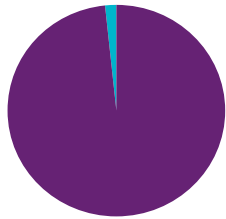
RISK TOLERANCE

Low	Low – Med	Medium	Med – High	High
-----	-----------	---------------	------------	------

Natixis U.S. Growth Funds

Portfolio as of 10/31/2017

ASSET ALLOCATION

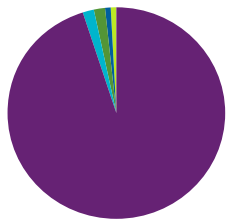


Equity	98.4%
Cash & Equivalents [§]	1.6%

CHARACTERISTICS (TTM)

Characteristic	Fund
Price / Earnings	22.68
Price / Book	5.07
Price / Cash Flow	12.92
Return on Equity	17.62%
Dividend Yield	1.16%
Turnover Ratio (06/30/17)	37.38%

GEOGRAPHIC ALLOCATION



United States	95.1%
Bermuda	1.8%
Cash & Equivalents [§]	1.6%
Canada	0.8%
Panama	0.7%

SECTOR ALLOCATION

Sector	Fund %
Information Technology	38.9
Consumer Discretionary	17.1
Health Care	13.6
Industrials	12.1
Consumer Staples	6.5
Materials	3.4
Financials	2.7
Real Estate	2.3
Cash & Equivalents [§]	1.6
Energy	0.9
Telecommunication Services	0.6
Utilities	0.3

TOP 10 HOLDINGS

Company	Fund %
Apple Inc	6.4
Microsoft Corp	5.6
Visa Inc Class A Shares	3.3
The Boeing Co	3.1
Home Depot Inc	2.7
Applied Materials Inc	2.6
Amgen Inc	2.2
VMware Inc Class A	2.1
Humana Inc	2.1
Caterpillar Inc	2.1
Assets in Top 10 Holdings	32.2
Total Holdings	114

MANAGEMENT

Investment Manager

J.P. Morgan Asset Management (Canada) Inc. is a leading asset manager for individuals, advisors and institutions. Their investment professionals are located around the world, providing strategies that span the full spectrum of asset classes.

Portfolio Managers

Dennis Ruhl, CFA
Jason Alonzo
Pavel R. Vaynshtok, CFA

TAX CLASS DISTRIBUTION RATES



Monthly	\$0.065 / share
Annual	\$0.78 / share



Monthly	\$0.065 / share
Annual	\$0.78 / share

Natixis Global Asset Management serves thoughtful investment professionals worldwide through our **Durable Portfolio Construction[®]** approach: applying risk-minded insights to empower more intelligent investing. Uniting over 20 specialized investment managers globally (US\$961.1 billion AUM¹), Natixis is ranked among the world's largest asset management firms.²

¹ Net asset value as of September 30, 2017.

² Cerulli Quantitative Update: Global Markets 2017 ranked Natixis Global Asset Management, S.A. as the 15th largest asset manager in the world based on assets under management as of December 31, 2016.

¹ Management Fee and MER are for the Tax Class Fund, Dividend as of 06/30/17.

² Performance for the Tax Class Fund is for Dividend, Series A.

³ Performance for the Registered Fund is for Series A.

[§] Cash & Equivalents includes cash, short-term investments and working capital.

Commissions, trailing commissions, management fees and expenses all may be associated with mutual fund investments. Please read the prospectus before investing. The indicated rates of return are the historical annual compounded total returns including changes in share and unit value and reinvestment of all dividends and distributions and do not take into account sales, redemption, distribution or optional charges or income taxes payable by any securityholder that would have reduced returns. Mutual funds are not guaranteed, their values change frequently and past performance may not be repeated. Mutual fund securities are not covered by the Canada Deposit Insurance Corporation or by any other government deposit insurer.

This document does not constitute an offer or solicitation to residents of the US or the UK or anyone in any other jurisdiction in which such an offer or solicitation is not authorized or to any person to whom it is unlawful to make such a solicitation.

NGAM Canada LP mutual funds are offered by mutual fund trust and corporation. NGAM Canada Tax Class Funds are available through NGAM Canada Investment Corporation, a separate legal entity managed by NGAM Canada LP. For details on how NGAM Canada Tax Class Funds are structured to facilitate distributions on a tax preferred basis, please read the prospectus.

NGAM CANADA LP

145 King Street West
Suite 1500
Toronto, ON M5H 1J8
Canada
ngam.natixis.ca

Ph: (866) 378-7119
Ph: (416) 775-3700
Fax: (866) 378-7121
Fax: (416) 775-3737