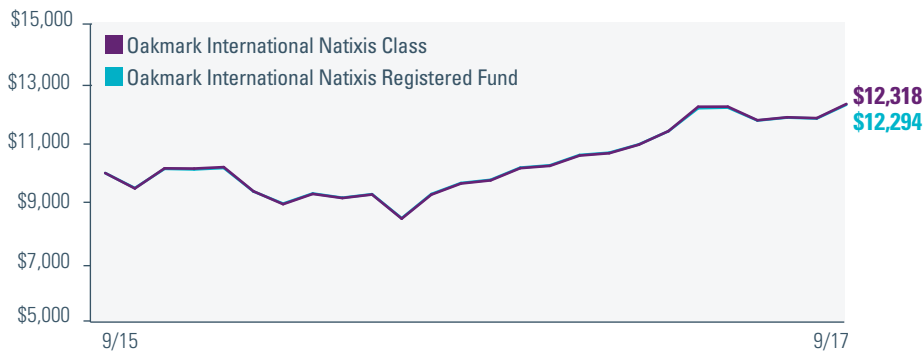
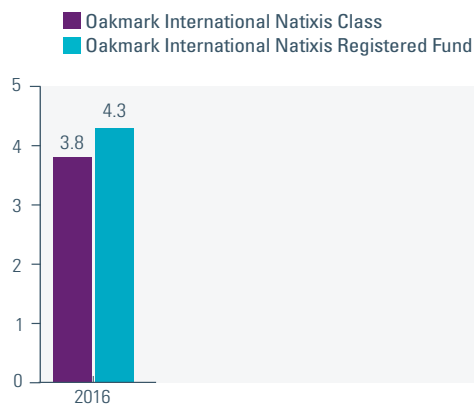


FUND SNAPSHOT

Oakmark International Natixis Funds

SEPTEMBER 2017
FUND HIGHLIGHTS

- An international equity fund that invests in a diversified portfolio of common stocks throughout the world, including emerging markets
- The fund's managers build the portfolio one stock at a time, pursuing value opportunities in mid- and large-cap companies outside the United States
- Equity philosophy revolves around buying stocks at a significant discount to their true business value
- Managers seek companies that are undervalued, growing, and run by strong management teams

GROWTH OF \$10,000^{2,3}

CALENDAR YEAR RETURNS (%)^{2,3}


COMPOUND RETURNS ^{2,3}	Class %	Reg %
1 Month	4.0	3.9
3 Months	4.6	4.5
6 Months	8.0	7.8
Year to Date	16.4	15.9
1 Year	26.3	25.8
3 Years Annualized	-	-
5 Years Annualized	-	-
10 Years Annualized	-	-
Since Inception (annualized if > 1 yr)	10.8	10.7

RISK MEASURES	3 Years	5 Years	10 Years
Alpha	-	-	-
Beta	-	-	-
R-Squared	-	-	-
Sharpe Ratio	-	-	-
Standard Deviation	-	-	-

ABOUT THE FUND
Investment Objective

Long-term capital appreciation.

Benchmark Index

MSCI World ex USA Index

Inception Date	09/17/2015
Fund Size	\$42,467,355
Management Fee ¹ – A / F	2.00% / 1.00%
MER ¹ – A / F	2.36% / 1.29%

FUND CODES

Series	Registered
Series A	NXG6001
Series F	NXG6008

Series	Return of Capital	Dividend
Series A	NXG6111	NXG6131
Series H	NXG6113	NXG6133
Series F	NXG6118	NXG6138

Series	Compound Growth
Series A	NXG6141
Series H	NXG6143
Series F	NXG6148

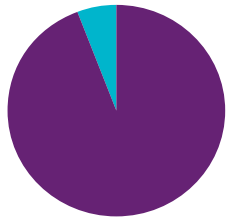
RISK TOLERANCE

Low	Low – Med	Medium	Med – High	High
-----	-----------	---------------	------------	------

Oakmark International Natixis Funds

Portfolio as of 09/30/2017

ASSET ALLOCATION

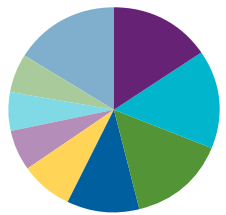


Equity	94.2%
Cash & Equivalents [§]	5.8%

CHARACTERISTICS (TTM)

Characteristic	Fund
Price / Earnings	20.11
Price / Book	1.67
Price / Cash Flow	5.48
Return on Equity	14.35%
Dividend Yield	2.79%
Turnover Ratio (06/30/17)	17.00%

GEOGRAPHIC ALLOCATION



United Kingdom	14.4%
Germany	14.4%
France	14.0%
Switzerland	10.3%
Netherlands	7.5%
Jersey	7.5%
Sweden	5.8%
Cash & Equivalents [§]	5.8%
Japan	5.5%
Other	14.8%

SECTOR ALLOCATION

Sector	Fund %
Financials	30.6
Consumer Discretionary	30.6
Industrials	15.0
Materials	7.6
Cash & Equivalents [§]	5.8
Information Technology	4.5
Consumer Staples	3.8
Health Care	2.1

TOP 10 HOLDINGS

Top 10 Holdings	Fund %
Cash & Equivalents [§]	5.8
Lloyds Banking Group PLC	4.7
Daimler AG Registered Shares	4.6
Credit Suisse Group AG Reg	4.4
Bayerische Motoren Werke AG	3.9
Glencore PLC	3.8
BNP Paribas	3.7
Toyota Motor Corp	3.5
Allianz SE Reg	3.5
Hennes & Mauritz AB B Shs	3.4
Assets in Top 10 Holdings	41.3
Total Holdings	64

MANAGEMENT

Investment Manager

Harris Associates L.P. manages U.S. equity, international equity and balanced portfolios. The firm employs an intensive, fundamental in-house research process to identify companies trading at a significant discount to managers' estimates of intrinsic business value. Managers construct portfolios on a stock-by-stock basis and follow a strict buy/sell discipline.

Co-Managers

David G. Herro, CFA
Michael Manelli, CFA

TAX CLASS DISTRIBUTION RATES



Monthly	\$0.055 / share
Annual	\$0.66 / share



Monthly	\$0.055 / share
Annual	\$0.66 / share

¹ Management Fee and MER are for the Tax Class Fund, Dividend as of 06/30/17.

² Performance for the Tax Class Fund is for Dividend, Series A.

³ Performance for the Registered Fund is for Series A.

[§] Cash & Equivalents includes cash, short-term investments and working capital.

Commissions, trailing commissions, management fees and expenses all may be associated with mutual fund investments. Please read the prospectus before investing. The indicated rates of return are the historical annual compounded total returns including changes in share and unit value and reinvestment of all dividends and distributions and do not take into account sales, redemption, distribution or optional charges or income taxes payable by any securityholder that would have reduced returns. Mutual funds are not guaranteed, their values change frequently and past performance may not be repeated. Mutual fund securities are not covered by the Canada Deposit Insurance Corporation or by any other government deposit insurer.

This document does not constitute an offer or solicitation to residents of the US or the UK or anyone in any other jurisdiction in which such an offer or solicitation is not authorized or to any person to whom it is unlawful to make such a solicitation.

NGAM Canada LP mutual funds are offered by mutual fund trust and corporation. NGAM Canada Tax Class Funds are available through NGAM Canada Investment Corporation, a separate legal entity managed by NGAM Canada LP. For details on how NGAM Canada Tax Class Funds are structured to facilitate distributions on a tax preferred basis, please read the prospectus.

Natixis Global Asset Management serves thoughtful investment professionals worldwide through our **Durable Portfolio Construction®** approach: applying risk-minded insights to empower more intelligent investing. Uniting over 20 specialized investment managers globally (US\$951.7 billion AUM¹), Natixis is ranked among the world's largest asset management firms.²

¹ Net asset value as of June 30, 2017.

² Cerulli Quantitative Update: Global Markets 2017 ranked Natixis Global Asset Management, S.A. as the 15th largest asset manager in the world based on assets under management as of December 31, 2016.

NGAM CANADA LP

145 King Street West
Suite 1500
Toronto, ON M5H 1J8
Canada
ngam.natixis.ca

Ph: (866) 378-7119
Ph: (416) 775-3700
Fax: (866) 378-7121
Fax: (416) 775-3737