

## FUND SNAPSHOT

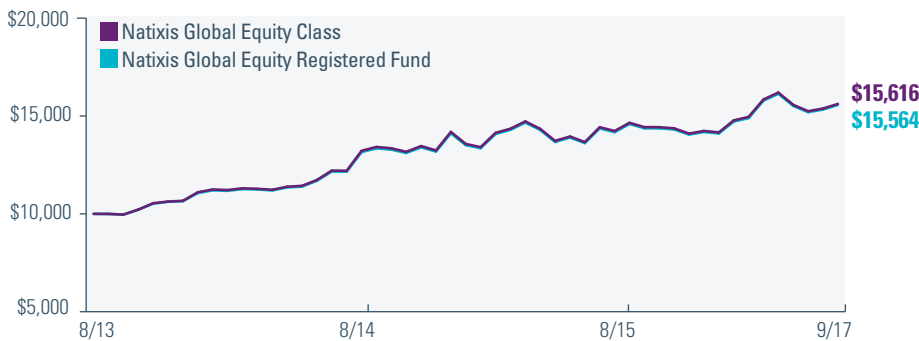
# Natixis Global Equity Funds

SEPTEMBER 2017

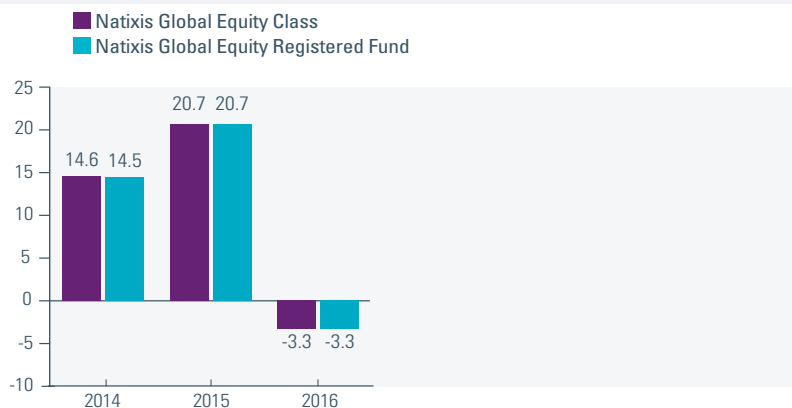
### FUND HIGHLIGHTS

- A diversified equity portfolio with broad global exposure made for Canadians
- Consistent and repeatable investment process focused on generating returns with lower volatility through prudent risk management
- Invests in companies with strong financial characteristics, solid fundamentals and stable cash flow generation
- Managed by a firm with more than a decade of global investing experience

### GROWTH OF \$10,000<sup>2,3</sup>



### CALENDAR YEAR RETURNS (%)<sup>2,3</sup>



COMPOUND RETURNS <sup>2,3</sup>	Class %	Reg %
1 Month	1.5	1.5
3 Months	0.3	0.3
6 Months	4.4	4.5
Year to Date	9.7	9.7
1 Year	8.2	8.3
3 Years Annualized	10.9	10.9
5 Years Annualized	—	—
10 Years Annualized	—	—
Since Inception (annualized if > 1 yr)	11.5	11.4

RISK MEASURES	3 Years	5 Years	10 Years
Alpha	-0.10	—	—
Beta	0.94	—	—
R-Squared	85.38	—	—
Sharpe Ratio	0.96	—	—
Standard Deviation	10.93	—	—

### ABOUT THE FUND

**Investment Objective**  
Long-term capital growth.

**Benchmark Index**  
MSCI World Index

Inception Date	08/26/2013
Fund Size	\$105,545,130
Management Fee <sup>1</sup> – A / F	2.00% / 1.00%
MER <sup>1</sup> – A / F	2.56% / 1.43%

### FUND CODES

Series	Registered
Series A	NXG5001
Series H	NXG5003
Series F	NXG5008
Series HF	NXG5009

Series	Dividend	Return of Capital
Series A	NXG5191	NXG5181
Series H	NXG5193	NXG5183
Series F	NXG5198	NXG5188
Series HF	NXG5199	NXG5189

Series	Compound Growth
Series A	NXG5141
Series H	NXG5143
Series F	NXG5148
Series HF	NXG5149

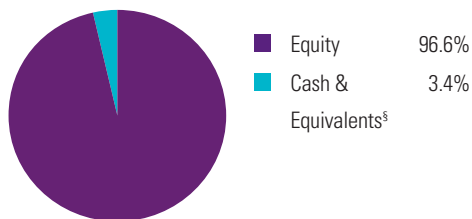
### RISK TOLERANCE

Low	Low – Med	<b>Medium</b>	Med – High	High
-----	-----------	---------------	------------	------

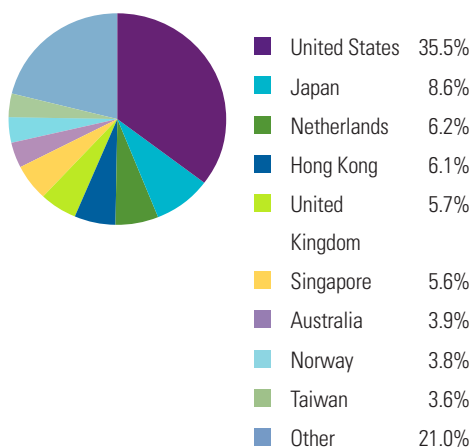
# Natixis Global Equity Funds

Portfolio as of 09/30/2017

## ASSET ALLOCATION



## GEOGRAPHIC ALLOCATION



## CHARACTERISTICS (TTM)

Characteristic	Fund
Price / Earnings	19.43
Price / Book	2.63
Price / Cash Flow	8.81
Return on Equity	13.79%
Dividend Yield	2.52%
Turnover Ratio (06/30/17)	22.22%

## SECTOR ALLOCATION

Sector	Fund %
Industrials	20.2
Financials	13.1
Health Care	12.1
Consumer Staples	10.8
Information Technology	9.9
Consumer Discretionary	9.2
Telecommunication Services	6.6
Utilities	5.7
Energy	3.8
Cash & Equivalents <sup>§</sup>	3.4
Real Estate	3.1
Materials	2.1

## TOP 10 HOLDINGS

Company	Fund %
Telenor ASA	3.8
Taiwan Semiconductor Sp ADR	3.6
US Bancorp	3.5
Cash & Equivalents <sup>§</sup>	3.4
Raytheon Company	3.4
Techtronic Industries Co Ltd	3.4
Credicorp Ltd	3.3
Johnson Controls International	3.3
Koninklijke Philips NV	3.3
KBC Groep NV	3.2
<b>Assets in Top 10 Holdings</b>	<b>34.2</b>
<b>Total Holdings</b>	<b>40</b>

## MANAGEMENT

### Investment Manager

Cidel Asset Management Inc. has deep roots in the Canadian investment community combined with global reach. Since 1959, the firm has provided proven expertise and complete investing and financial management services to a loyal and growing number of private clients, institutions, foundations and public agencies. An independent investment firm, Cidel consistently provides their clients with superior investment selection based on proprietary research, prudent judgment, and excellent service.

### Co-Managers

Charles Lannon, CFA  
Arthur Heinmaa, CFA

## TAX CLASS DISTRIBUTION RATES



Monthly \$0.065 / share  
Annual \$0.78 / share



Monthly \$0.065 / share  
Annual \$0.78 / share

<sup>1</sup> Management Fee and MER are for the Tax Class Fund, Dividend as of 06/30/17.

<sup>2</sup> Performance for the Tax Class Fund is for Dividend, Series A.

<sup>3</sup> Performance for the Registered Fund is for Series A.

<sup>§</sup> Cash & Equivalents includes cash, short-term investments and working capital.

Commissions, trailing commissions, management fees and expenses all may be associated with mutual fund investments. Please read the prospectus before investing. The indicated rates of return are the historical annual compounded total returns including changes in share and unit value and reinvestment of all dividends and distributions and do not take into account sales, redemption, distribution or optional charges or income taxes payable by any securityholder that would have reduced returns. Mutual funds are not guaranteed, their values change frequently and past performance may not be repeated. Mutual fund securities are not covered by the Canada Deposit Insurance Corporation or by any other government deposit insurer.

This document does not constitute an offer or solicitation to residents of the US or the UK or anyone in any other jurisdiction in which such an offer or solicitation is not authorized or to any person to whom it is unlawful to make such a solicitation.

NGAM Canada LP mutual funds are offered by mutual fund trust and corporation. NGAM Canada Tax Class Funds are available through NGAM Canada Investment Corporation, a separate legal entity managed by NGAM Canada LP. For details on how NGAM Canada Tax Class Funds are structured to facilitate distributions on a tax preferred basis, please read the prospectus.

Natixis Global Asset Management serves thoughtful investment professionals worldwide through our **Durable Portfolio Construction<sup>®</sup>** approach: applying risk-minded insights to empower more intelligent investing. Uniting over 20 specialized investment managers globally (US\$951.7 billion AUM<sup>1</sup>), Natixis is ranked among the world's largest asset management firms.<sup>2</sup>

1 Net asset value as of June 30, 2017.

2 Cerulli Quantitative Update: Global Markets 2017 ranked Natixis Global Asset Management, S.A. as the 15<sup>th</sup> largest asset manager in the world based on assets under management as of December 31, 2016.

## NGAM CANADA LP

145 King Street West  
Suite 1500  
Toronto, ON M5H 1J8  
Canada  
ngam.natixis.ca

Ph: (866) 378-7119  
Ph: (416) 775-3700  
Fax: (866) 378-7121  
Fax: (416) 775-3737