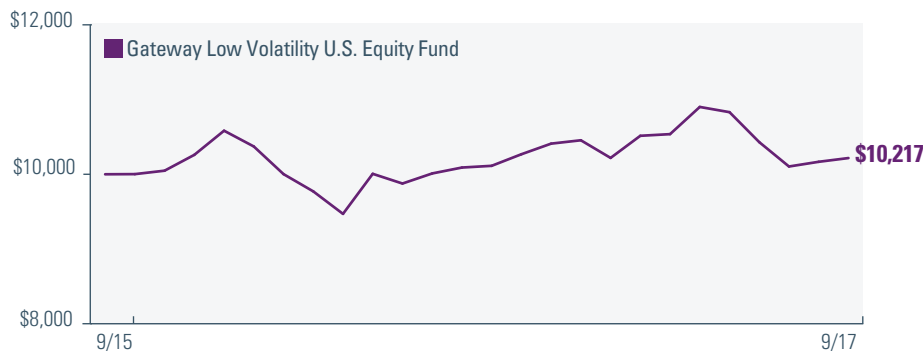
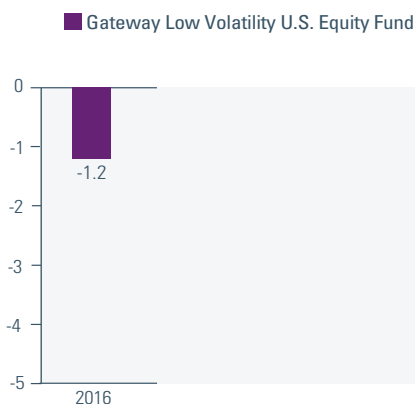


FUND SNAPSHOT

Gateway Low Volatility U.S. Equity Fund

SEPTEMBER 2017
FUND HIGHLIGHTS

- A low-volatility equity fund that seeks to capture the majority of the returns associated with equity markets while exposing investors to less risk than other equity investments
- Invests in a broadly diversified portfolio of U.S. equity securities that track the U.S. equity market, while using index call and put options to reduce the volatility of the portfolio and generate income
- Potential to enhance the risk-adjusted returns for many portfolios due to its attractive risk/return profile
- Consistent and attractive cash flow from options strategy creates potential for better long-term risk-adjusted returns than equity markets

GROWTH OF \$10,000²

CALENDAR YEAR RETURNS (%)²


COMPOUND RETURNS ²	%
1 Month	0.5
3 Months	-2.0
6 Months	-3.0
Year to Date	-2.3
1 Year	1.0
3 Years Annualized	-
5 Years Annualized	-
10 Years Annualized	-
Since Inception (annualized if > 1 yr)	1.1

OPTIONS STATISTICS ³	Index Calls	Index Puts
Percent hedged with options	> 95%	> 95%
Weighted average moneyness	1.5% ITM – 1.5% OTM	7.5% – 10% OTM
Weighted average days to expiration	34	65
Weighted average call premium to earn	< 5%	n/a
Weighted average put premium costs	n/a	< 2.5%

ABOUT THE FUND
Investment Objective

Combination of income and capital appreciation.

Benchmark Index

S&P 500 Index

Inception Date	09/17/2015
Fund Size	\$29,540,964
Management Fee ¹ – A / F	1.75% / 0.75%
MER ¹ – A / F	2.19% / 1.05%

FUND CODES

Series	Mutual Fund Trust
Series A	NXG6401
Series A (Hedged)	NXG6401N
Series A (US\$)	NXG6401U
Series H	NXG6403
Series F	NXG6408
Series F (Hedged)	NXG6408N
Series F (US\$)	NXG6408U

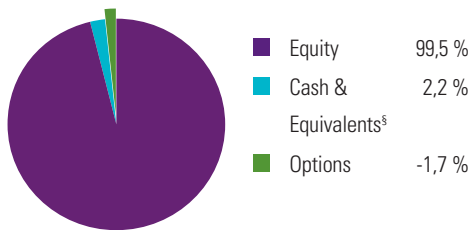
RISK TOLERANCE

Low	Low – Med	Medium	Med – High	High
-----	------------------	--------	------------	------

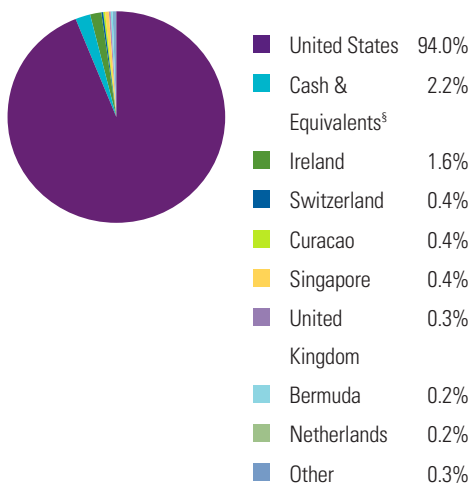
Gateway Low Volatility U.S. Equity Fund

Portfolio as of 09/30/2017

ASSET ALLOCATION



GEOGRAPHIC ALLOCATION



CHARACTERISTICS

Characteristic	Fund %
Turnover Ratio (06/30/17)	15.07

SECTOR ALLOCATION

Sector	Fund %
Information Technology	19.9
Index Fund	13.6
Financials	12.6
Health Care	12.4
Consumer Discretionary	10.2
Industrials	8.8
Consumer Staples	7.1
Energy	5.2
Utilities	2.7
Real Estate	2.5
Materials	2.5
Cash & Equivalents ⁵	2.2
Telecommunication Services	1.9
Index Options	-1.6

TOP 10 HOLDINGS

Top 10 Holdings	Fund %
iShares Core S&P 500 ETF	13.6
Apple Inc	3.2
Microsoft Corp	2.3
Cash & Equivalents ⁵	2.2
Facebook Inc A	1.6
Amazon.com Inc	1.5
Johnson & Johnson	1.4
Exxon Mobil Corp	1.4
Berkshire Hathaway Inc Cl B	1.4
JPMorgan Chase & Co	1.4
Assets in Top 10 Holdings	30.0
Total Holdings	525

MANAGEMENT

Investment Manager

Gateway Investment Advisers, LLC has over a 35-year history of providing low-volatility equity strategies for risk-conscious investors. The firm's strategy seeks to capture the majority of returns associated with investing in equity securities while exposing investors to less risk than other equity investments. Managers employ index options to generate cash flow and minimize downside risk.

Co-Managers

Paul R. Stewart, CFA
Michael T. Buckius, CFA
Kenneth H. Toft, CFA
Daniel M. Ashcraft, CFA

¹ Management Fee and MER as of 06/30/17.

² Performance for the Gateway Low Volatility U.S. Equity Fund is for Series A.

³ Weighted average moneyness is how much an option contract's strike price is in-the-money (ITM) or out-of-the-money (OTM) expressed as a percentage of the price of the option contract's underlying asset. Weighted average days to expiration is the weighted average time until the expiration date of the options. Weighted average call premium to earn is the weighted average potential cash flow to be earned from written call options measured as a percentage of stock assets. Weighted average put premium cost is the weighted average price of put options owned measured as a percentage of stock assets.

⁵ Cash & Equivalents includes cash, short-term investments and working capital.

Commissions, trailing commissions, management fees and expenses all may be associated with mutual fund investments. Please read the prospectus before investing. The indicated rates of return are the historical annual compounded total returns including changes in share and unit value and reinvestment of all dividends and distributions and do not take into account sales, redemption, distribution or optional charges or income taxes payable by any securityholder that would have reduced returns. Mutual funds are not guaranteed, their values change frequently and past performance may not be repeated. Mutual fund securities are not covered by the Canada Deposit Insurance Corporation or by any other government deposit insurer.

This document does not constitute an offer or solicitation to residents of the US or the UK or anyone in any other jurisdiction in which such an offer or solicitation is not authorized or to any person to whom it is unlawful to make such a solicitation.

NGAM Canada LP mutual funds are offered by mutual fund trust and corporation. NGAM Canada Tax Class Funds are available through NGAM Canada Investment Corporation, a separate legal entity managed by NGAM Canada LP. For details on how NGAM Canada Tax Class Funds are structured to facilitate distributions on a tax preferred basis, please read the prospectus.

Natixis Global Asset Management serves thoughtful investment professionals worldwide through our **Durable Portfolio Construction**[®] approach: applying risk-minded insights to empower more intelligent investing. Uniting over 20 specialized investment managers globally (US\$951.7 billion AUM¹), Natixis is ranked among the world's largest asset management firms.²

¹ Net asset value as of June 30, 2017.

² Cerulli Quantitative Update: Global Markets 2017 ranked Natixis Global Asset Management, S.A. as the 15th largest asset manager in the world based on assets under management as of December 31, 2016.

NGAM CANADA LP

145 King Street West
Suite 1500
Toronto, ON M5H 1J8
Canada
ngam.natixis.ca

Ph: (866) 378-7119
Ph: (416) 775-3700
Fax: (866) 378-7121
Fax: (416) 775-3737