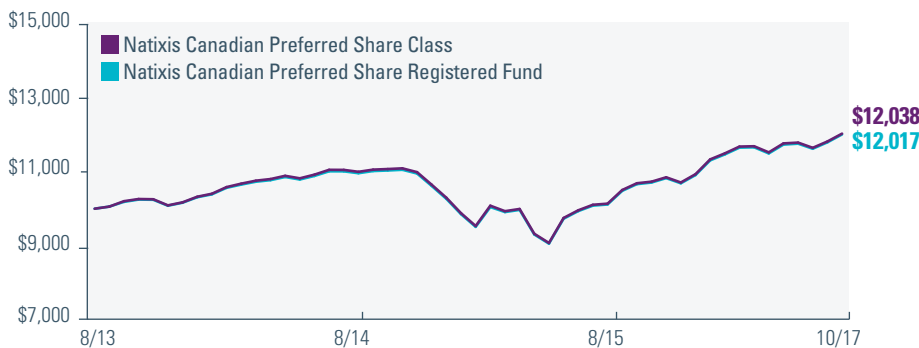
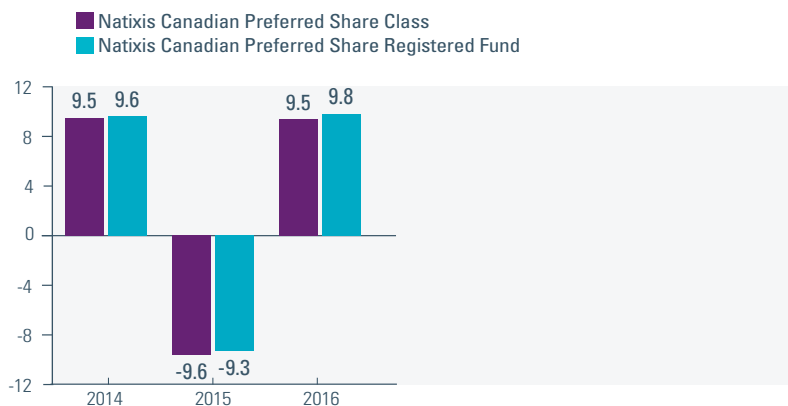


**FUND SNAPSHOT**

# Natixis Canadian Preferred Share Funds

**OCTOBER 2017**
**FUND HIGHLIGHTS**

- An actively managed Canadian preferred share fund which seeks to take advantage of inefficiencies in the preferred share market
- The investment team conducts rigorous credit quality analysis of issuers, identifies beneficial attributes of individual preferred share issues and considers the expected direction of dividend yields
- Flexibility to invest up to 40% in other fixed-income securities, including bonds and money market securities
- Low correlation of preferred shares to bonds and equities makes for an attractive portfolio diversifier

**GROWTH OF \$10,000<sup>2,3</sup>**

**CALENDAR YEAR RETURNS (%)<sup>2,3</sup>**


COMPOUND RETURNS <sup>2,3</sup>	Class %	Reg %
1 Month	1.8	1.8
3 Months	2.1	2.1
6 Months	2.9	3.0
Year to Date	10.1	10.1
1 Year	10.9	11.0
3 Years Annualized	3.3	3.3
5 Years Annualized	-	-
10 Years Annualized	-	-
Since Inception (annualized if > 1 yr)	4.5	4.5

RISK MEASURES	3 Years	5 Years	10 Years
Alpha	2.25	-	-
Beta	0.74	-	-
R-Squared	90.92	-	-
Sharpe Ratio	0.33	-	-
Standard Deviation	9.37	-	-

**ABOUT THE FUND**
**Investment Objective**

Steady flow of income.

**Benchmark Index**

S&amp;P/TSX Preferred Share Index

Inception Date	08/26/2013
Fund Size	\$363,022,139
Management Fee <sup>1</sup> – A / F	1.00% / 0.75%
MER <sup>1</sup> – A / F	1.60% / 1.04%

**FUND CODES**

Series	Registered
Series A	NXG5201
Series F	NXG5208

Series	Dividend	Return of Capital
Series A	NXG5331	NXG5311
Series F	NXG5338	NXG5318

Series	Compound Growth
Series A	NXG5341
Series F	NXG5348

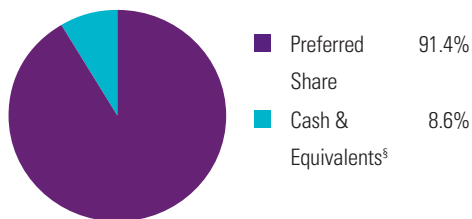
**RISK TOLERANCE**

Low	<b>Low – Med</b>	Medium	Med – High	High
-----	------------------	--------	------------	------

# Natixis Canadian Preferred Share Funds

Portfolio as of 10/31/2017

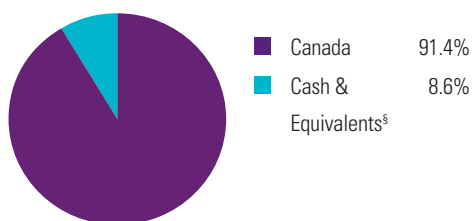
## ASSET ALLOCATION



## CHARACTERISTICS

	Fund %
Yield to Maturity	4.6
Current Yield	4.9
Turnover Ratio (06/30/17)	22.60

## GEOGRAPHIC ALLOCATION



## CREDIT QUALITY

	Fund %
Money Market	8.0
P2	47.0
P3	45.0
<b>Average Credit Quality</b>	<b>P-2L</b>

## TOP 10 HOLDINGS

	Fund %
Cash & Equivalents <sup>5</sup>	8.6
Altagas Ltd Preferred Stock Var	5.6
Pembina Pipeline Corp Preferred Stock Var	5.1
Element Fleet Management Preferred Stock Var	5.0
Transcanada Corp Preferred Stock Var	4.8
Algonquin Pwr & Utility Preferred Stock Var	4.7
Canadian Imperial Bank of Commerce Preferred Stock Var	4.5
Enbridge Inc Preferred Stock Var	4.3
Brookfield Asset Man Inc Preferred Stock 4.9	3.8
National Bank of Canada Preferred Stock Var	3.6
<b>Assets in Top 10 Holdings</b>	<b>50.0</b>
<b>Total Holdings</b>	<b>65</b>

## SECTOR ALLOCATION

	Fund %
Financials	44.9
Energy	25.8
Utilities	14.0
Cash & Equivalents <sup>5</sup>	8.6
Telecommunication Services	3.4
Consumer Staples	2.5
Consumer Discretionary	0.8

## MANAGEMENT

### Investment Manager

Founded in 1993, J Zechner Associates Inc. is an independent, partner-owned organization focused on serving the investment management needs of institutional clients, mutual funds, as well as high-net worth individuals and families. They emphasize an active, disciplined and team-based approach to money management in their three main areas of specialty: Canadian Equity, Canadian Fixed Income, and Balanced.

### Portfolio Managers

Jeff Herold, B. Comm, CFA  
Dax Letham, CFA  
Ian Clare, CFA

## TAX CLASS DISTRIBUTION RATES



Monthly \$0.0425 / share  
Annual \$0.51 / share



Monthly \$0.0425 / share  
Annual \$0.51 / share

Natixis Global Asset Management serves thoughtful investment professionals worldwide through our **Durable Portfolio Construction®** approach: applying risk-minded insights to empower more intelligent investing. Uniting over 20 specialized investment managers globally (US\$961.1 billion AUM<sup>1</sup>), Natixis is ranked among the world's largest asset management firms.<sup>2</sup>

<sup>1</sup> Net asset value as of September 30, 2017.

<sup>2</sup> Cerulli Quantitative Update: Global Markets 2017 ranked Natixis Global Asset Management, S.A. as the 15<sup>th</sup> largest asset manager in the world based on assets under management as of December 31, 2016.

<sup>1</sup> Management Fee and MER are for the Tax Class Fund, Dividend as of 06/30/17.

<sup>2</sup> Performance for the Tax Class Fund is for Dividend, Series A.

<sup>3</sup> Performance for the Registered Fund is for Series A.

<sup>5</sup> Cash & Equivalents includes cash, short-term investments and working capital.

Commissions, trailing commissions, management fees and expenses all may be associated with mutual fund investments. Please read the prospectus before investing. The indicated rates of return are the historical annual compounded total returns including changes in share and unit value and reinvestment of all dividends and distributions and do not take into account sales, redemption, distribution or optional charges or income taxes payable by any securityholder that would have reduced returns. Mutual funds are not guaranteed, their values change frequently and past performance may not be repeated. Mutual fund securities are not covered by the Canada Deposit Insurance Corporation or by any other government deposit insurer.

This document does not constitute an offer or solicitation to residents of the US or the UK or anyone in any other jurisdiction in which such an offer or solicitation is not authorized or to any person to whom it is unlawful to make such a solicitation.

NGAM Canada LP mutual funds are offered by mutual fund trust and corporation. NGAM Canada Tax Class Funds are available through NGAM Canada Investment Corporation, a separate legal entity managed by NGAM Canada LP. For details on how NGAM Canada Tax Class Funds are structured to facilitate distributions on a tax preferred basis, please read the prospectus.

## NGAM CANADA LP

145 King Street West  
Suite 1500  
Toronto, ON M5H 1J8  
Canada  
ngam.natixis.ca

Ph: (866) 378-7119  
Ph: (416) 775-3700  
Fax: (866) 378-7121  
Fax: (416) 775-3737