

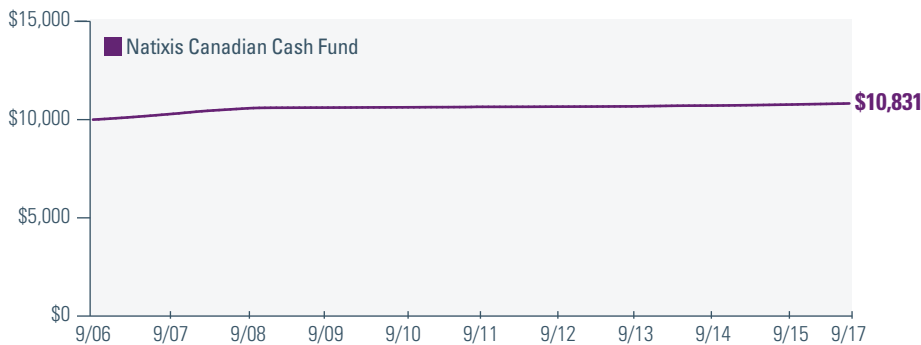
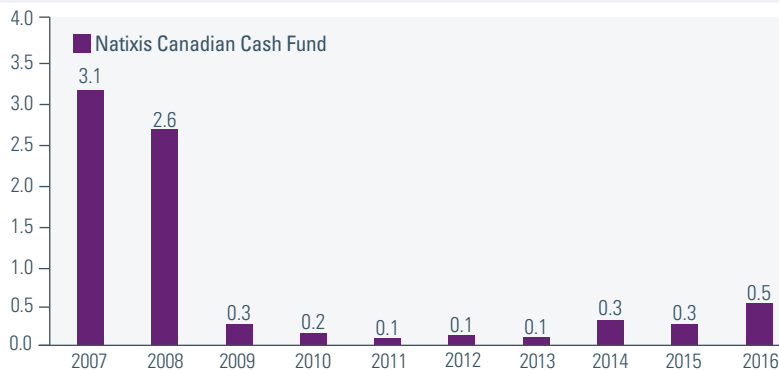
**FUND SNAPSHOT**

# Natixis Canadian Cash Fund

Effective March 6, 2017, the Natixis Canadian Cash Class is closed to all purchases and was terminated effective on or about June 26, 2017.

**SEPTEMBER 2017**
**FUND HIGHLIGHTS**

- A fund that pursues a steady flow of income while preserving capital primarily through investment in short term Canadian fixed income securities
- Invests directly in short term fixed-income securities such as bonds issued or guaranteed by Canadian governments, corporate bonds and money market securities with maturity dates of less than one year

**GROWTH OF \$10,000 <sup>2</sup>**

**CALENDAR YEAR RETURNS (%) <sup>2</sup>**

**COMPOUND RETURNS <sup>2</sup>**

	Fund %
1 Month	0.07
3 Months	0.19
6 Months	0.34
Year to Date	0.46
1 Year	0.63
3 Years Annualized	0.45
5 Years Annualized	0.33
10 Years Annualized	0.53
Since Inception (annualized if > 1 yr)	0.72

**ABOUT THE FUND**
**Investment Objective**

Steady flow of income while preserving capital.

**Benchmark Index**

FTSE TMX Canada 30 Day T-Bill Index

Inception Date	09/05/2006
Fund Size	\$1,621,425
Management Fee <sup>1</sup> – A / F	0.25% / 0.25%
MER <sup>1</sup> – A / F	0.26% / 0.28%

**FUND CODES**

Series	Fund
Series A	NXG1001
Series H	NXG1003
Series F	NXG1008
Series HF	NXG1009

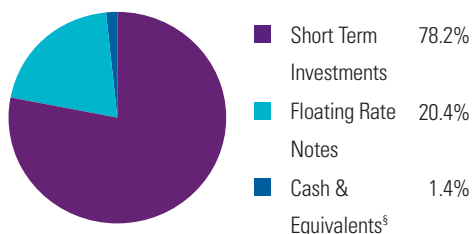
**RISK TOLERANCE**

<b>Low</b>	Low – Med	Medium	Med – High	High
------------	-----------	--------	------------	------

# Natixis Canadian Cash Fund

Portfolio as of 09/30/2017

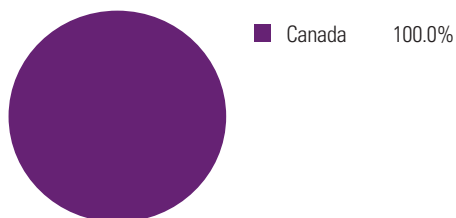
## ASSET ALLOCATION



## CHARACTERISTICS <sup>2</sup>

	Fund %
Effective Yield	0.93
Current Yield	0.93
Turnover Ratio (06/30/17)	91.17

## GEOGRAPHIC ALLOCATION



## SECTOR ALLOCATION

	Fund %
Provincial Short Term	44.3
Corporate Short Term	33.9
Corporate Floating Rate Notes	20.4
Cash & Equivalents <sup>§</sup>	1.4

## TOP HOLDINGS

	Fund %
Manulife Bank of Canada 1.94% 06/01/2018	11.1
Central 1 Credit Union 1.92% 11/21/2018	9.3
Royal Bank of Canada 10/02/2017	9.3
Manitoba T Bill 10/04/2017	9.3
Bank of Nova Scotia 10/05/2017	9.2
CIBC 10/25/2017	9.2
Quebec T Bill 11/24/2017	9.2
Province of Alberta Canada 12/12/2017	9.2
Ontario T Bill 11/22/2017	8.6
Province of Saskatchewan 11/20/2017	8.0
<b>Assets in Top Holdings</b>	<b>92.4</b>
<b>Total Holdings</b>	<b>12</b>

## MANAGEMENT

### Investment Manager

Founded in 1993, J Zechner Associates Inc. is an independent, partner-owned organization focused on serving the investment management needs of institutional clients, mutual funds, as well as high-net worth individuals and families. They emphasize an active, disciplined and team-based approach to money management in their three main areas of specialty: Canadian Equity, Canadian Fixed Income, and Balanced.

### Portfolio Managers

Jeff Herold, B. Comm, CFA  
Dax Letham, CFA  
Ian Clare, CFA

Natixis Global Asset Management serves thoughtful investment professionals worldwide through our **Durable Portfolio Construction<sup>®</sup>** approach: applying risk-minded insights to empower more intelligent investing. Uniting over 20 specialized investment managers globally (US\$951.7 billion AUM<sup>1</sup>), Natixis is ranked among the world's largest asset management firms.<sup>2</sup>

<sup>1</sup> Net asset value as of June 30, 2017.

<sup>2</sup> Cerulli Quantitative Update: Global Markets 2017 ranked Natixis Global Asset Management, S.A. as the 15<sup>th</sup> largest asset manager in the world based on assets under management as of December 31, 2016.

<sup>1</sup> Management Fee and MER are for the Natixis Canadian Cash Fund as of 06/30/17.

<sup>2</sup> Performance for the Natixis Canadian Cash Fund is for Series A.

<sup>§</sup> Cash & Equivalents includes cash, short-term investments and working capital.

Commissions, trailing commissions, management fees and expenses all may be associated with mutual fund investments. Please read the prospectus before investing. The indicated rates of return are the historical annual compounded total returns including changes in share and unit value and reinvestment of all dividends and distributions and do not take into account sales, redemption, distribution or optional charges or income taxes payable by any securityholder that would have reduced returns. Mutual funds are not guaranteed, their values change frequently and past performance may not be repeated. Mutual fund securities are not covered by the Canada Deposit Insurance Corporation or by any other government deposit insurer.

This document does not constitute an offer or solicitation to residents of the US or the UK or anyone in any other jurisdiction in which such an offer or solicitation is not authorized or to any person to whom it is unlawful to make such a solicitation.

NGAM Canada LP mutual funds are offered by mutual fund trust and corporation. NGAM Canada Tax Class Funds are available through NGAM Canada Investment Corporation, a separate legal entity managed by NGAM Canada LP. For details on how NGAM Canada Tax Class Funds are structured to facilitate distributions on a tax preferred basis, please read the prospectus.

## NGAM CANADA LP

145 King Street West  
Suite 1500  
Toronto, ON M5H 1J8  
Canada  
ngam.natixis.ca

Ph: (866) 378-7119  
Ph: (416) 775-3700  
Fax: (866) 378-7121  
Fax: (416) 775-3737