

## FUND SNAPSHOT

# Natixis Canadian Bond Funds

OCTOBER 2017

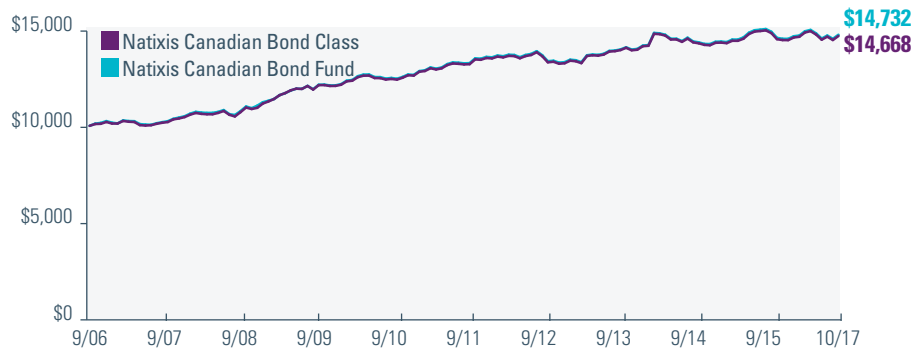
**FEE REDUCTION**

in effect as of **September 19, 2016**

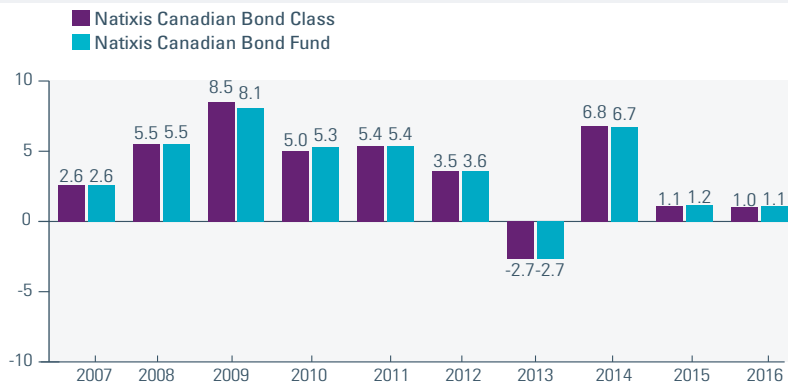
### FUND HIGHLIGHTS

- A core fixed-income fund that invests directly in bonds issued or guaranteed by Canadian governments, corporate debentures, mortgage-backed and asset backed securities
- Multi-strategy investment approach that incorporates analysis through security selection, sector valuation, yield curve and interest rate anticipation
- Adding bonds to a portfolio can lower risk by providing added stability and a regular stream of income

### GROWTH OF \$10,000 <sup>2,3</sup>



### CALENDAR YEAR RETURNS (%) <sup>2,3</sup>



### COMPOUND RETURNS <sup>2,3</sup>

	Class %	Fund %
1 Month	1.5	1.5
3 Months	1.3	1.4
6 Months	-1.2	-1.2
Year to Date	1.5	1.4
1 Year	-1.0	-1.0
3 Years Annualized	1.7	1.7
5 Years Annualized	1.6	1.6
10 Years Annualized	3.7	3.7
Since Inception (annualized if > 1 yr)	3.5	3.5

### RISK MEASURES <sup>2</sup>

	3 Years	5 Years	10 Years
Alpha	-1.34	-1.37	-0.83
Beta	0.96	0.98	0.93
R-Squared	98.13	98.02	93.75
Sharpe Ratio	0.29	0.24	3.55
Standard Deviation	4.19	3.91	3.55

### ABOUT THE FUND

#### Investment Objective

Steady flow of income while preserving capital.

#### Benchmark Index

FTSE TMX Canada Universe Bond Index

Inception Date	09/05/2006
Fund Size	\$185,961,465
Management Fee <sup>1</sup> – A / F	1.25% / 0.75%
MER <sup>1</sup> – A / F	1.59% / 1.04%

### FUND CODES

Series	Fund
Series A	NXG1201
Series H	NXG1203
Series F	NXG1208
Series HF	NXG1209

Series	Dividend	Dividend 40
Series A	NXG1331	NXG1391
Series H	NXG1333	NXG1393
Series F	NXG1338	NXG1398
Series HF	NXG1339	NXG1399

Series	Return of Capital	Return of Capital 40
Series A	NXG1311	NXG1381
Series H	NXG1313	NXG1383
Series F	NXG1318	NXG1388
Series HF	NXG1319	NXG1389

Series	Compound Growth
Series A	NXG1341
Series H	NXG1343
Series F	NXG1348
Series HF	NXG1349

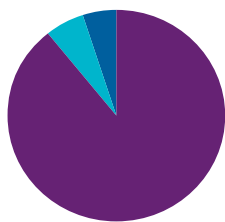
### RISK TOLERANCE

Low	Low – Med	Medium	Med – High	High
-----	-----------	--------	------------	------

# Natixis Canadian Bond Funds

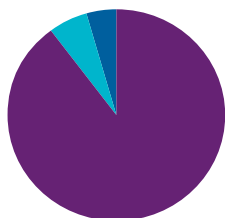
Portfolio as of 10/31/2017

## ASSET ALLOCATION



Fixed Income	89.2%
Cash & Equivalents <sup>§</sup>	5.9%
Preferred Share	4.9%

## GEOGRAPHIC ALLOCATION



Canada	89.8%
Cash & Equivalents <sup>§</sup>	5.9%
United States	4.3%

## TOP 10 HOLDINGS

Holder	Percentage	Maturity	Fund %
Canada Housing Trust	1.90%	09/15/2026	7.0
Province of Ontario	6.50%	03/08/2029	6.7
Cash & Equivalents <sup>§</sup>			5.9
Canada Housing Trust	1.45%	06/15/2020	5.2
Province of Quebec	2.50%	09/01/2026	4.8
Canadian Government RRB	4.25%	12/01/2026	4.3
Canada Housing Trust	1.75%	06/15/2018	4.2
Province of Ontario	2.60%	06/02/2025	4.0
Province of Quebec	5.00%	12/01/2038	3.6
Province of British Columbia	5.70%	06/18/2029	2.8
<b>Assets in Top 10 Holdings</b>			<b>48.5</b>
<b>Total Holdings</b>			<b>66</b>

## CHARACTERISTICS

Characteristic	Fund
Yield to Maturity	2.7%
Current Yield	3.3%
Duration (Y)	6.6
Average Maturity (Y)	8.6
Turnover Ratio (06/30/17)	52.22%

## CREDIT QUALITY

Credit Quality	Fund %
AAA	31.0
AA	28.0
A	15.0
BBB	16.0
P2	4.0
P3	1.0
Money Market	5.0

## MATURITY RANGE

Maturity Range	Fund %
< 1Y	5.0
1Y – 5Y	34.0
5Y – 10Y	31.0
> 10 Y	29.0

## SECTOR ALLOCATION

Sector	Fund %
Corporate Bonds	37.6
Federal Bonds	24.2
Provincial Bonds	22.9
Cash & Equivalents <sup>§</sup>	5.9
Financials	3.2
Asset Backed Securities	2.4
Municipal Bonds	2.1
Energy	1.7

## MANAGEMENT

### Investment Manager

Founded in 1993, J Zechner Associates Inc. is an independent, partner-owned organization focused on serving the investment management needs of institutional clients, mutual funds, as well as high-net worth individuals and families. They emphasize an active, disciplined and team-based approach to money management in their three main areas of specialty: Canadian Equity, Canadian Fixed Income, and Balanced.

### Portfolio Managers

Jeff Herold, B. Comm, CFA  
Dax Letham, CFA  
Ian Clare, CFA

## TAX CLASS DISTRIBUTION RATES



DIV:	Monthly	Annual
	\$0.050 / share	\$0.60 / share

DIV 40:	Monthly	Annual
	\$0.033 / share	\$0.40 / share



ROC:	Monthly	Annual
	\$0.040 / share	\$0.48 / share

ROC 40:	Monthly	Annual
	\$0.033 / share	\$0.40 / share

<sup>1</sup> Management Fee and MER as of 06/30/17 for the Natixis Canadian Bond Fund.

<sup>2</sup> Performance for the Tax Class Fund is for Dividend, Series A.

<sup>3</sup> Performance for the Natixis Canadian Bond Fund is for Series A.

<sup>§</sup> Cash & Equivalents includes cash, short-term investments and working capital.

Commissions, trailing commissions, management fees and expenses all may be associated with mutual fund investments. Please read the prospectus before investing. The indicated rates of return are the historical annual compounded total returns including changes in share and unit value and reinvestment of all dividends and distributions and do not take into account sales, redemption, distribution or optional charges or income taxes payable by any securityholder that would have reduced returns. Mutual funds are not guaranteed, their values change frequently and past performance may not be repeated. Mutual fund securities are not covered by the Canada Deposit Insurance Corporation or by any other government deposit insurer.

This document does not constitute an offer or solicitation to residents of the US or the UK or anyone in any other jurisdiction in which such an offer or solicitation is not authorized or to any person to whom it is unlawful to make such a solicitation.

NGAM Canada LP mutual funds are offered by mutual fund trust and corporation. NGAM Canada Tax Class Funds are available through NGAM Canada Investment Corporation, a separate legal entity managed by NGAM Canada LP. For details on how NGAM Canada Tax Class Funds are structured to facilitate distributions on a tax preferred basis, please read the prospectus.

Natixis Global Asset Management serves thoughtful investment professionals worldwide through our **Durable Portfolio Construction<sup>®</sup>** approach: applying risk-minded insights to empower more intelligent investing. Uniting over 20 specialized investment managers globally (US\$961.1 billion AUM<sup>1</sup>), Natixis is ranked among the world's largest asset management firms.<sup>2</sup>

1 Net asset value as of September 30, 2017.

2 Cerulli Quantitative Update: Global Markets 2017 ranked Natixis Global Asset Management, S.A. as the 15<sup>th</sup> largest asset manager in the world based on assets under management as of December 31, 2016.

## NGAM CANADA LP

145 King Street West  
Suite 1500  
Toronto, ON M5H 1J8  
Canada  
ngam.natixis.ca

Ph: (866) 378-7119  
Ph: (416) 775-3700  
Fax: (866) 378-7121  
Fax: (416) 775-3737